



INDEPENDENT AUDITOR'S REPORT

TO THE MEMBERS OF CONTINENTAL COFFEE PRIVATE LIMITED

Report on the Audit of the Financial Statements Opinion

We have audited the accompanying financial statements of **CONTINENTAL COFFEE PRIVATE LIMITED** ("the Company"), which comprise the Balance Sheet as at March 31, 2021, the Statement of Profit and Loss (including other comprehensive income), and the Statement of Cash Flows for the year ended on that date, and a summary of the significant accounting policies and other explanatory information.

In our opinion and to the best of our information and according to the explanations given to us, the aforesaid financial statements give the information required by the Companies Act, 2013 ("the Act") in the manner so required and give a true and fair view in conformity with the accounting principles generally accepted in India, of the state of affairs of the Company as at March 31, 2021, its loss, total comprehensive income, and its cash flows for the year ended on that date.

Basis for Opinion

We conducted our audit of the financial statements in accordance with the Standards on Auditing specified under section 143(10) of the Act (SAs). Our responsibilities under those Standards are further described in the *Auditor's Responsibilities for the Audit of the Financial Statements* section of our report. We are independent of the Company in accordance with the Code of Ethics issued by the Institute of Chartered Accountants of India (ICAI) together with the independence requirements that are relevant to our audit of the financial statements under the provisions of the Act and the Rules made there under, and we have fulfilled our other ethical responsibilities in accordance with these requirements and the ICAI's Code of Ethics. We believe that the audit evidence we have obtained is sufficient and appropriate to provide a basis for our audit opinion on the financial statements.

Key Audit Matters

Key audit matters are those matters that, in our professional judgment, were of most significance in our audit of the financial statements of the current period. These matters were addressed in the context of our audit of the financial statements as a whole, and in forming our opinion thereon, and we do not provide a separate opinion on these matters.

Information Other than the Financial Statements and Auditor's Report Thereon


The Company's Board of Directors are responsible for the preparation of the other information. The other information comprises the information included in the Management Discussion and Analysis, Board's Report including Annexures to Board's Report, Business Responsibility Report, Corporate Governance and Shareholder's Information, but does not include the financial statements and our auditor's report thereon.

Our opinion on the financial statements does not cover the other information and we do not express any form of assurance conclusion there on.

In connection with our audit of the financial statements, our responsibility is to read the other information and, in doing so, consider whether the other information is materially inconsistent with the financial statements or our knowledge obtained during the course of our audit or otherwise appears to be materially misstated.

If, based on the work we have performed, we conclude that there is a material misstatement of this other information, we are required to report that fact. We have nothing to report in this regard.

R



Management's Responsibility for the Financial Statements

The Company's Board of Directors are responsible for the matters stated in section 134(5) of the Act with respect to the preparation of these financial statements that give a true and fair view of the financial position, financial performance, total comprehensive income, and cash flows of the Company in accordance with the accounting principles generally accepted in India, including the Accounting Standards referred to in Section 133 of Companies Act 2013, read with Rule 7 of the Companies (Accounts) Rules, 2014. This responsibility also includes maintenance of adequate accounting records in accordance with the provisions of the Act for safeguarding the assets of the Company and for preventing and detecting frauds and other irregularities; selection and application of appropriate accounting policies; making judgments and estimates that are reasonable and prudent; and design, implementation and maintenance of adequate internal financial controls, that were operating effectively for ensuring the accuracy and completeness of the accounting records, relevant to the preparation and presentation of the financial statements that give a true and fair view and are free from material misstatement, whether due to fraud or error.

In preparing the financial statements, management is responsible for assessing the Company's ability to continue as a going concern, disclosing, as applicable, matters related to going concern and using the going concern basis of accounting unless management either intends to liquidate the Company or to cease operations, or has no realistic alternative but to do so.

The Board of Directors are responsible for overseeing the Company's financial reporting process.

Auditor's Responsibilities for the Audit of the Financial Statements

Our responsibility is to express an opinion on these financial statements based on our audit. We have taken into account the provisions of the Act, the accounting and auditing standards and matters which are required to be included in the audit report under the provisions of the Act and the Rules made there under.

We conducted our audit in accordance with the Standards on Auditing specified under section 143(10) of the Act. Those Standards require that we comply with ethical requirements and plan and perform the audit to obtain reasonable assurance about whether the financial statements are free from material misstatement.

An audit involves performing procedures to obtain audit evidence about the amounts and disclosures in the financial statements. The procedures selected depend on the auditor's judgment, including the assessment of the risks of material misstatement of the financial statements, whether due to fraud or error. In making those risk assessments, the auditor considers internal control relevant to the Company's preparation and fair presentation of the financial statements in order to design audit procedures that are appropriate in the circumstances. An audit also includes evaluating the appropriateness of accounting policies used and the reasonableness of the Accounting estimates made by management, as well as evaluating the overall presentation of the financial statements.

We believe that the audit evidence we have obtained is sufficient and appropriate to provide a basis for our audit opinion.

As part of an audit in accordance with SAs, we exercise professional judgment and maintain professional skepticism throughout the audit. We also:

- Identify and assess the risks of material misstatement of the financial statements, whether due to fraud or error, design and perform audit procedures responsive to those risks, and obtain audit evidence that is sufficient and appropriate to provide a basis for our opinion. The risk of not detecting a material misstatement resulting from fraud is higher than for one resulting from error, as fraud may involve collusion, forgery, intentional omissions, misrepresentations, or the override of internal control.



- Obtain an understanding of internal financial controls relevant to the audit in order to design audit procedures that are appropriate in the circumstances. Under section 143(3)(i) of the Act, we are also responsible for expressing our opinion on whether the Company has adequate internal financial controls system in place and the operating effectiveness of such controls.
- Evaluate the appropriateness of accounting policies used and the reasonableness of accounting estimates and related disclosures made by management.
- Conclude on the appropriateness of management's use of the going concern basis of accounting and, based on the audit evidence obtained, whether a material uncertainty exists related to events or conditions that may cast significant doubt on the Company's ability to continue as a going concern. If we conclude that a material uncertainty exists, we are required to draw attention in our auditor's report to the related disclosures in the financial statements or, if such disclosures are inadequate, to modify our opinion. Our conclusions are based on the audit evidence obtained up to the date of our auditor's report. However, future events or conditions may cause the Company to cease to continue as a going concern.
- Evaluate the overall presentation, structure and content of the financial statements, including the disclosures, and whether the financial statements represent the underlying transactions and events in a manner that achieves fair presentation.

Materiality is the magnitude of misstatements in the financial statements that, individually or in aggregate, makes it probable that the economic decisions of a reasonably knowledgeable user of the financial statements may be influenced. We consider quantitative materiality and qualitative factors in (i) planning the scope of our audit work and in evaluating the results of our work; and (ii) to evaluate the effect of any identified misstatements in the financial statements.

We communicate with those charged with governance regarding, among other matters, the planned scope and timing of the audit and significant audit findings, including any significant deficiencies in internal control that we identify during our audit.

We also provide those charged with governance with a statement that we have complied with relevant ethical requirements regarding independence, and to communicate with them all relationships and other matters that may reasonably be thought to bear on our independence, and where applicable, related safeguards.

From the matters communicated with those charged with governance, we determine those matters that were of significance in the audit of the financial statements of the current period and are therefore the key audit matters. We describe these matters in our auditor's report unless law or regulation precludes public disclosure about the matter or when, in extremely rare circumstances, we determine that a matter should not be in our report because the adverse consequences of doing so would reasonably be expected to outweigh the public interest benefits of such communication.



Report on Other Legal and Regulatory Requirements

1. As required by the Companies (Auditor's Report) Order, 2016, issued by the department of company affairs, in terms of section 143 (11) of the companies Act, 2013, and on the basis of our examination of the books and records as we considered appropriate and according to the information and explanation given to us, we give in the "Annexure B" a statement on the matters specified in paragraph 3 and 4 of the Order, to the extent applicable.
2. As required by section 143(3) of the Companies Act 2013, we report that:
 - a) We have sought and obtained all the information and explanations which to the best of our knowledge and belief were necessary for the purpose of our audit.
 - b) In our opinion proper books of account as required by law have been kept by the Company so far as appears from our examination of those books.
 - c) The Balance Sheet and Statement of Profit and Loss and Cash flow Statement dealt with by this Report are in agreement with the books of account.
 - d) In our opinion, the aforesaid financials comply with the Accounting Standards specified under of Section 133 of the Companies Act, 2013 read with Rule 7 of the Companies (Accounts) Rules, 2014.
 - e) On the basis of written representations received from the directors as on March 31, 2021, and taken on record by the Board of Directors, none of the directors is disqualified as on March 31, 2021, from being appointed as a director in terms of sub section (2) of section 164 of the Companies Act, 2013.
 - f) with respect to the adequacy of the internal financial controls over financial reporting of the Company and the operating effectiveness of such controls, refer to our separate report in "Annexure A"; and
 - g) With respect to the other matters to be included in the Auditor's Report in accordance with Rule 11 of the Companies (Audit and Auditors) Rules, 2014, in our opinion and to the best of our information and according to the explanations given to us:
 - i) There are no pending litigations for or against the Company which would impact its financial position.
 - ii) The Company does not have any derivatives contracts. Further there are no long term contracts for which provisions for any material foreseeable losses is required to be made.
 - iii) There are no amounts pending that are required to be transferred to Investor Education and Protection Fund.

For NSVR & ASSOCIATES LLP.,

Chartered Accountants
(FRN No. 008801S/S200060)


R. Srinivasu
Partner
M.No: 224033
UDIN: 21224033AAAANO9786



Date: 21.05.2021

Place: Hyderabad.

ANNEXURE "A" TO THE INDEPENDENT AUDITOR'S REPORT

(Referred to in paragraph 1(f) under 'Report on Other Legal and Regulatory Requirements' section of our report to the Members of **CONTINENTAL COFFEE PRIVATE LIMITED** of even date)

Report on the Internal Financial Controls Over Financial Reporting under Clause (i) of Sub-section 3 of Section 143 of the Companies Act, 2013 ("the Act")

We have audited the internal financial controls over financial reporting of **CONTINENTAL COFFEE PRIVATE LIMITED** ("the Company") as of March 31, 2021 in conjunction with our audit of the financial statements of the Company for the year ended on that date.

Management's Responsibility for Internal Financial Controls


The Board of Directors of the Company are responsible for establishing and maintaining internal financial controls based on the internal control over financial reporting criteria established by the Company considering the essential components of internal control stated in the Guidance Note on Audit of Internal Financial Controls Over Financial Reporting issued by the Institute of Chartered Accountants of India. These responsibilities include the design, implementation and maintenance of adequate internal financial controls that were operating effectively for ensuring the orderly and efficient conduct of its business, including adherence to respective company's policies, the safeguarding of its assets, the prevention and detection of frauds and errors, the accuracy and completeness of the accounting records, and the timely preparation of reliable financial information, as required under the Companies Act, 2013.

Auditor's Responsibility

Our responsibility is to express an opinion on the internal financial controls over financial reporting of the Company based on our audit. We conducted our audit in accordance with the Guidance Note on Audit of Internal Financial Controls Over Financial Reporting (the "Guidance Note") issued by the Institute of Chartered Accountants of India and the Standards on Auditing prescribed under Section 143(10) of the Companies Act, 2013, to the extent applicable to an audit of internal financial controls. Those Standards and the Guidance Note require that we comply with ethical requirements and plan and perform the audit to obtain reasonable assurance about whether adequate internal financial controls over financial reporting was established and maintained and if such controls operated effectively in all material respects.

Our audit involves performing procedures to obtain audit evidence about the adequacy of the internal financial controls system over financial reporting and their operating effectiveness. Our audit of internal financial controls over financial reporting included obtaining an understanding of internal financial controls over financial reporting, assessing the risk that a material weakness exists, and testing and evaluating the design and operating effectiveness of internal control based on the assessed risk. The procedures selected depend on the auditor's judgment, including the assessment of the risks of material misstatement of the financial statements, whether due to fraud or error.

We believe that the audit evidence we have obtained is sufficient and appropriate to provide a basis for our audit opinion on the internal financial controls system over financial reporting of the Company.



Meaning of internal financial Controls over Financial reporting

A company's internal financial control over financial reporting is a process designed to provide reasonable assurance regarding the reliability of financial reporting and the preparation of financial statement for external purpose in accordance with generally accepted accounting principles. A company's internal financial controls over financial reporting includes those policies and procedures that (1) pertain to the maintenance of records that, in reasonable detail, accurately and fairly reflect the transactions and dispositions of the assets of the company; (2) provide reasonable assurance that transactions are recorded as necessary to permit preparation of financial statements in accordance with generally accepted accounting principles, and that receipts and expenditures of the company are being made only in accordance with authorisations of management and directors of the company; and (3) provide reasonable assurance regarding prevention or timely detection of unauthorised acquisition, use, or disposition of the company's assets that could have a material effect on the financial statements.

Limitations of Internal Financial Controls Over Financial Reporting

Because of the inherent limitations of internal financial controls over financial reporting, including the possibility of collusion or improper management override of controls, material misstatements due to error or fraud may occur and not be detected. Also, projections of any evaluation of the internal financial controls over financial reporting to future periods are subject to the risk that the internal financial control over financial reporting may become inadequate because of changes in conditions, or that the degree of compliance with the policies or procedures may deteriorate.

Opinion:

In our opinion, the Company has, in all material respects, an adequate internal financial controls system over financial reporting and such internal financial controls over financial reporting were operating effectively as at 31 March 2021, based on the internal control over financial reporting criteria established by the Company considering the essential components of internal control stated in the Guidance Note on Audit of Internal Financial Controls Over Financial Reporting issued by the Institute of Chartered Accountants of India.

For NSVR & ASSOCIATES LLP.,

Chartered Accountants
(FRN No. 008801S/S200060)


R Srinivasu
Partner
M.no: 224033

UDIN No: 21224033AAAANO9786

Date: 21.05.2021

Place: Hyderabad.

ANNEXURE 'B' TO THE INDEPENDENT AUDITOR'S REPORT

(Referred to in paragraph 1 under 'Report on Other Legal and Regulatory Requirements' section of our report to the Members of CONTINENTAL COFFEE PRIVATE LIMITED of even date)

- i. In respect of the Company's Property, Plant & Equipment:
 - (a) The Company has maintained proper records showing full particulars, including quantitative details and situation of fixed assets.
 - (b) The Company has a program of verification to cover all the items of Property, Plant & Equipment in a phased manner which, in our opinion, is reasonable having regard to the size of the Company and the nature of its assets. Pursuant to the program, certain fixed assets were physically verified by the management during the year. According to the information and explanations given to us, no material discrepancies were noticed on such verification.
 - (c) According to the information and explanations given to us, the company does not have any immovable property hence Clause 3(i)(c) of the Order is not applicable.
- ii. As explained to us, the management has conducted physical verification of inventory at reasonable intervals.
- iii. The Company has not granted any loans, secured or unsecured to companies, firms or other Parties covered in the register maintained under section 189 of the Companies Act. Thus, Clause 3(iii) of the Order is not applicable.
- iv. In our opinion and according to the information and explanations given to us, the Company has complied with the provisions of Sections 185 and 186 of the Act in respect of grant of loans, making investments and providing guarantees and securities, as applicable.
- v. The Company has not accepted any deposits from the public and hence the directives issued by the Reserve Bank of India and the provisions of Sections 73 to 76 or any other relevant provisions of the Act and the Companies (Acceptance of Deposit) Rules, 2015 with regard to the deposits accepted from the public are not applicable.
- vi. As informed to us, the maintenance of Cost Records has not been specified by the Central Government under sub-section (1) of Section 148 of the Act, in respect of the activities carried on by the company. Thus reporting under clause vi of the order is not applicable to the Company.
- vii. According to the information and explanations given to us, in respect of statutory dues:
 - (a) The Company has generally been regular in depositing undisputed statutory dues, including Provident Fund, Employees' State Insurance, Income Tax, Goods and Service Tax, Customs Duty, Cess and other material statutory dues applicable to it with the appropriate authorities.
 - (b) There were no undisputed amounts payable in respect of Provident Fund, Employees' State Insurance, Income Tax, Goods and Service Tax, Customs Duty, Cess and other material statutory dues in arrears as at March 31, 2021 for a period of more than six months from the date they became payable.
- viii. Based on our Audit procedures and on the information and explanations given by the management, we are of the opinion that the company has not defaulted in repayment of dues to a financial institutions, banks or debenture holders.
- ix. Money raised by way of term loan were applied for the purpose for which it was raised. The Company has not raised moneys by way of initial public offer or further public offer.



- x. To the best of our knowledge and according to the information and explanations given to us, no fraud by the Company or no material fraud on the Company by its officers or employees has been noticed or reported during the year.
- xi. Based upon the audit procedures performed and the information and explanations given by the management, the managerial remuneration has been paid or provided in accordance with the requisite approvals mandated by the provisions of section 197 read with schedule V to the Companies Act.
- xii. The Company is not a Nidhi Company and hence reporting under clause 3 (xii) of the Order is not applicable to the Company.
- xiii. In our opinion and according to the information and explanations given to us, the Company is in compliance with Section 177 and 188 of the Companies Act, 2013 where applicable, for all transactions with the related parties and the details of related party transactions have been disclosed in the financial statements as required by the applicable accounting standards.
- xiv. During the year, the Company has not made any preferential allotment or private placement of shares or fully or partly paid convertible debentures and hence reporting under clause 3 (xiv) of the Order is not applicable to the Company.
- xv. In our opinion and according to the information and explanations given to us, during the year the Company has not entered into any non-cash transactions with its Directors or persons connected to its directors and hence provisions of section 192 of the Companies Act, 2013 are not applicable to the Company.
- xvi. The Company is not required to be registered under section 45-IA of the Reserve Bank of India Act, 1934.

For NSVR & ASSOCIATES LLP.,

Chartered Accountants

(FRNN: 008801S/S200060)

R —

R Srinivasu

Partner

M.no: 224033

UDIN: No: 21224033AAAANO9786



Date: 21.05.2021

Place: Hyderabad.

CONTINENTAL COFFEE PRIVATE LIMITED
7-1-24/2/D, GREENDALE, AMEERPET, HYDERABAD - 500016
CIN:U15492TG2011PTC074429
BALANCE SHEET AS AT 31st March, 2021

(Rs.In Lakhs)

	Note No.	31/03/2021	31/03/2020
ASSETS			
Non-current assets			
Property plant and Equipment	2.1	727.05	437.90
Intangible assets	2.2	0.68	0.68
Financial assets			
Other financial assets	2.3	109.48	14.52
Income tax Assets (net)	2.4	5.03	0.18
Deferred tax Assets (net)	2.5	-	2.06
		842.24	455.33
Current assets			
Inventories	2.6	949.33	622.06
Financial assets			
Trade receivables	2.7	3,503.40	2,679.45
Loans & Advances	2.8	4.87	10.26
Cash and cash equivalent	2.9	207.04	110.17
Other current assets	2.10	95.62	133.60
		4,760.26	3,555.56
TOTAL ASSETS		5,602.50	4,010.89
EQUITY AND LIABILITIES			
Equity			
Equity Share Capital	2.11	700.00	700.00
Other Equity	2.12	(2566.30)	(1928.80)
		(1866.30)	(1228.80)
Liabilities			
Non-current liabilities			
Financial Liabilities			
Deferred tax Liability (net)	2.5	7.75	-
Provisions	2.13	69.30	32.12
		77.05	32.12
Current liabilities			
Financial Liabilities			
Borrowings	2.14	5,200.00	2,512.62
Trade payables	2.15	1,937.05	2,576.95
Other Financial Liability	2.16	34.72	52.39
Employee Benefit Expenses	2.17	123.64	28.31
Provisions	2.18	10.67	1.81
Other current liabilities	2.19	85.67	35.48
		7,391.75	5,207.57
TOTAL EQUITY AND LIABILITIES		5,602.50	4,010.89

The notes form an integral part of these financial statements 1 to 2.37
As per our Report of even date


For M/s. NSVR & Associates LLP.,
Chartered Accountants
FRN : 008801S/S200060

R. Srinivasu
Partner
M No. 224033
UDIN:21224033AAAAANO9786
Place: Hyderabad
Date : 21.05.2021

On behalf of the Board
Continental Coffee Private Limited

C. Srinivasu
Challa Srishant
Director
DIN:00016035

C.R. Rajendra Prasad
Challa Rajendra Prasad
Director
DIN:00702292



CONTINENTAL COFFEE PRIVATE LIMITED
7-1-24/2/D, GREENDALE, AMEERPET, HYDERABAD - 500016
CIN:U15492TG2011PTC074429
STATEMENT OF PROFIT & LOSS FOR THE PERIOD ENDED 31st March, 2021

		(Rs.In Lakhs)	
	Note No.	31/03/2021	31/03/2020
1 Income			
Revenue from operations	2.20	13,395.16	7,717.08
Other income	2.21	42.22	46.79
Total Revenue		13,437.39	7,763.87
2 Expenses			
Purchase of Stock-in-Trade	2.22	9,773.71	5,585.60
Changes in inventories	2.23	(327.27)	(301.88)
Employee benefits expense	2.24	1,348.56	1,015.01
Finance costs	2.25	175.89	92.19
Depreciation and amortization expense		67.63	67.52
Other expenses	2.26	3,009.03	1,655.39
Total Expenses		14,047.55	8,113.83
3 Profit before tax		(610.17)	(349.96)
4 Tax expense			
(1) Current tax		-	-
(2) Deferred tax		9.81	(0.73)
5 Profit for the year		(619.97)	(349.23)
6 Other comprehensive income (OCI)			
a) (i) Items that will not be reclassified to profit or loss		(17.52)	(7.38)
(ii) Income relating to items that will not be reclassified to profit or loss		-	-
b) (i) Items that will be reclassified to profit or loss		-	-
(ii) Income relating to items that will be reclassified to profit or loss		-	-
Total other comprehensive income		(17.52)	(7.38)
7 Total comprehensive income for the year (5 + 6)		(637.49)	(356.61)
8 Earnings per share			
Basic earnings per share of Rs.10/-each		(8.86)	(4.99)
Diluted earnings per share of Rs.10/- each		(8.86)	(4.99)

The notes form an integral part of these financial statements 1 to 2.37
As per our Report of even date

For M/s. NSVR & Associates LLP.,
Chartered Accountants
FRN : 008801S/S200060

R. Srinivasu
Partner
M No. 224033

UDIN:21224033AAAANO9786


Place: Hyderabad

Date : 21.05.2021

On behalf of the Board
Continental Coffee Private Limited

Challa Srishant
Director
DIN:00016035

Challa Rajendra Prasad
Director
DIN:00702292



Continental Coffee Private Limited
CIN:U15492TG2011PTC074429
7-1-24/2/D, GREENDALE, AMEERPET, HYDERABAD - 500016
Statement of Cash Flow for the period ending 31.3.21

Particulars	As at 31.3.21	As at 31.3.20
A. CASH FLOWS FROM OPERATING ACTIVITIES:		
Net profit before taxation, and extraordinary items	(637.49)	(356.61)
Adjusted for:		
Interest debited to P&L A/c	175.89	91.98
Provision for Bad Debts	-	-
Depreciation	67.63	67.52
Operating profits before working capital changes	(393.97)	(197.11)
Changes in current assets and liabilities		
Inventories	(327.27)	(301.88)
Trade Receivables	(823.95)	(1,156.52)
Loans	5.39	8.43
Other Current assets	37.99	(47.66)
Trade Payables	(639.90)	983.99
Other Financial Liabilities	(17.67)	0.59
Other Current Liabilities	50.19	21.35
Employee Benefit Obligations	95.33	4.11
Provisions	8.85	(27.54)
Other Non Current Financial Assets	(90.01)	(4.77)
Cash generated from operations	(2,095.01)	(717.00)
Income tax paid	-	-
Net cash generated from operating activities	(2,095.01)	(717.00)
B. CASH FLOWS FROM INVESTING ACTIVITIES:		
Purchase of fixed assets and change in capital wip	(356.78)	(303.34)
Sale of Fixed Assets	-	-
Long Term Loans and advances	-	-
Net cash used in investing activities	(356.78)	(303.34)
C. CASH FLOWS FROM FINANCING ACTIVITIES:		
Borrowings	2,687.38	1,012.61
Interest paid	(175.89)	(91.98)
Changes in Non Current Liabilities	37.18	16.30
Increase in share Capital	-	-
Net cash generated in financing activities	2,548.66	936.93
D. Net increase / (decrease) in cash and cash equivalents	96.87	(83.41)
E. Cash and cash equivalents at the beginning of the year	110.17	193.58
F. Cash and cash equivalents at the end of the year	207.04	110.17

The notes form an integral part of these financial statements 1 to 24
As per our Report of even date

For M/s. NSVR & Associates LLP.,
Chartered Accountants

FRN : 008801S/S200060

R. Srinivasu
Partner

M No. 224033

UDIN:21224033AAAANO9786

Place: Hyderabad


Date : 21.05.2021



Challa Srishant
Director
DIN:00016035

on behalf of the Board
Continental Coffee Private Limited

Challa Rajendra Prasad
Director
DIN:00702292



2.3 Other Non-Current Financial Assets		(Rs.in Lakhs)	
		31/03/2021	31/03/2020
Rental Deposits		12.95	6.30
Security Deposits		6.61	8.22
Gratuity Fund		89.92	-
		109.48	14.52
2.4 Income Tax Assets (Net)			
		31/03/2021	31/03/2020
TCS Receivable		5.03	0.18
		5.03	0.18
2.5 Deferred Tax Liability			
		31/03/2021	31/03/2020
Opening Balance		-2.06	-1.33
Net Block as per Companies Act		727.05	438.58
Net Block as per IT Act		695.40	445.97
Difference		31.65	-7.39
Deferred Tax Liability/Asset		7.75	-2.06
Deferred Tax Expense / (Income)		9.81	-0.73
2.6 Inventories			
		31/03/2021	31/03/2020
Stock-in-Trade		926.10	622.06
Stock-in-Transit		23.22	-
		949.33	622.06



2.7 Trade receivables		
	31/03/2021	31/03/2020
Not Exceeding 180 days	3,503.40	2,679.45
	3,503.40	2,679.45
2.8 Loans & Advances		
	31/03/2021	31/03/2020
Unsecured, Cosidered good		
Other Short term advances	1.94	2.27
Staff Loans	2.93	7.99
	-	-
	4.87	10.26
2.9 Cash and Cash Equivalentts		
	31/03/2021	31/03/2020
Cash in hand	0.99	1.40
Balances with Banks	206.05	108.78
	207.04	110.17
2.10 Other Current Assets		
	31/03/2021	31/03/2020
Prepaid Expenses	10.48	0.31
GST Input Tax Credit	82.45	119.14
Advance to Creditors	2.70	-
Others	-	14.15
	95.62	133.60



2.11 Share Capital

(Rs.in Lakhs)

	31/03/2021	31/03/2020
Authorized Share Capital		
70,00,000 Equity Shares of Rs.10 each	700.00	700.00
Issued Subscribed and Paid up Share Capital		
70,00,000 Equity Shares of Rs.10 each, fully paid up	700.00	700.00
	700.00	700.00

Reconciliation of number of Shares

Equity Shares:		
Shares outstanding at the beginning of the year	7,000,000	7,000,000
Add: Shares issued during the year	-	-
Less: Shares bought back during the year	-	-
Balance outstanding at the end of the year	7,000,000	7,000,000

Terms / Rights attached to equity shares:

The Company has only one class of equity shares having par value of Rs.10 per share.
Each holder of the equity share is entitled to one vote per share.

Details of share held by shareholders holding more than 5% of the aggregate shares in the Company:

Name of the Share holder	As at 31st March 2021		As at 31st March 2020	
	No. of Shares held	% of share holding	No. of Shares held	% of share holding
CCL Products (India) Limited	6,999,999	100%	6,999,999	100%
Mr. Challa Srishant **	1	0%	1	0%

** Mr. Chall Srishant Registered owner on behalf of the beneficial owner CCL Products (India) Limited.



2.12 Other Equity

	31/03/2021	31/03/2020
Retained Earnings		
Opening Balance	(1921.42)	(1572.20)
Add: Current year Transfer	(619.97)	(349.23)
Less: Dividend Paid	-	-
Total	-2,541.40	-1,921.43
General Reserve		
Opening Balance	-	-
Add: Current year Transfer	-	-
Less: Written Back in Current year	-	-
Total	-	-
Acturial Gains or Losses (OCI)		
Opening Balance	(7.38)	-
Add: Current year Transfer	(17.52)	(7.38)
Less: Written Back in Current year	-	-
Total	(24.90)	(7.38)
Measurement of Derivative instrument at fair value (OCI)		
Opening Balance	-	-
Add: Current year Transfer	-	-
Total	-	-
Total Other Equity	(2566.30)	(1928.80)

2.13 Non-Current Provisions

Provision for Gratuity	40.18	24.96
Provision for Leave Encashment	29.11	7.16
	69.30	32.12

2.14 Short Term Borrowings

Secured, Considered good		
HDFC Bank - WCDL	3,000.00	-
Unsecured Loan	2,200.00	2,512.62
	5,200.00	2,512.62

2.15 Trade Payables

Trade Payables outstanding not more than six months	1,937.05	2,576.95
	1,937.05	2,576.95



2.16 Other Financial liabilities

Security Deposits		
	32.87	50.10
Audit Fee Payable	1.85	2.29
	34.72	52.39

2.17 Employee Benefit Obligations

Salaries Payable		
	90.58	-
Bonus Payable	16.58	16.22
ESI Payable	0.66	0.60
PF Payable	15.26	11.11
PT Payable	0.56	0.39
	123.64	28.31

2.18 Short Term - Provisions

Provision for Gratuity		
	2.98	0.17
Provision for Leave Encashment	7.69	1.64
	10.67	1.81


2.19 Other Current liabilities

TDS Payable		
	17.16	10.76
Advance from Customers	23.61	-
Other Expenses Payables	44.90	24.72
	85.67	35.48



Note - 2
Property, Plant and Equipment

Description	Tangible Assets						Intangible Assets	Total
	COMPUTERS AND DATA PROCESSING UNITS	ELECTRICAL INSTALLATIONS AND EQUIPMENT	FURNITURE AND FITTINGS	MOTOR VEHICLES	OFFICE EQUIPMENT	PLANT AND MACHINERY		
Gross carrying amount								
Cost as at 1st April 2020	19.82	2.58	4.63	25.27	19.62	481.72	0.68	554.32
Additions	15.90	-	2.88	-	11.23	333.33	-	363.35
Disposals	-	-	-	-	-	6.57	-	6.57
Cost as at 31st Mar, 2021	35.73	2.58	7.51	25.27	30.84	808.48	0.68	911.10
Accumulated Depreciation								
Charge for the year	11.94	0.83	1.86	17.92	12.37	70.82	-	115.74
Disposals	4.44	0.25	0.60	3.00	2.73	56.61	-	67.63
As at 31st Mar, 2021	16.38	1.08	2.45	20.92	15.10	127.44	-	183.36
Net Carrying Value								
As at 31st March, 2020	7.88	1.75	2.77	7.36	7.25	410.90	0.68	438.58
As at 31st March, 2021	19.35	1.50	5.06	4.36	15.74	681.05	0.68	727.73



2.18 Revenue from operations		
	31/03/2021	31/03/2020
Sale of Goods	13,395.16	7,717.08
Revenue from operations	13,395.16	7,717.08
2.19 Other income		
Other Income	42.22	46.79
	42.22	46.79
2.20 Purchase of Stock-in-Trade		
Purchases	9,773.71	5,585.60
	9,773.71	5,585.60
2.21 Changes in inventories		
Stock-in-Trade		
Opening	622.06	320.18
Closing	949.33	622.06
	-327.27	-301.88
2.22 Employee benefits expense		
Salaries and Incentives	1,225.60	915.47
Contribution to other funds	84.65	65.93
Bonus to Employees	16.58	16.22
Gratuity Expenses	19.08	12.06
Staff welfare	2.66	5.34
	1,348.56	1,015.01
2.23 Finance costs		
Interest on Working Capital Loans	175.56	77.97
Interest - Others	0.18	14.02
Other borrowing costs	0.16	0.21
	175.89	92.19



2.24 Other expenses

Rent	40.98	35.67
Travelling and Conveyance	255.15	235.43
Telephone & Communication Expenses	3.58	2.01
Office Maintenance	10.36	5.79
Repairs and Maintenance	24.53	13.19
Rates and Taxes	17.15	5.90
Printing and Stationery	3.00	2.81
Professional Fees & Expenses	10.52	11.75
Donations	8.75	-
Vehicle Hire Charges	9.62	11.04
Insurance	18.78	13.33
Miscellaneous expenses	2.20	3.13
Secondary Claims	1,444.01	484.54
Business Promotional Expenses	90.77	59.70
Advertising Expenses	108.00	50.10
ATL & BTL Activities	330.16	342.79
Transportation	334.89	290.53
Packing Expenses	14.51	4.20
E-Commerce Sales Expenses	151.88	10.27
Sales Commission	31.63	33.84
QPS Trade Offer	11.16	24.83
C & F Charges	3.05	-
R & D Expenses	21.68	12.55
SKU Listing Charges	60.66	-
Audit Fee	-	-
- Statutory Audit	1.20	1.20
- Tax Audit	0.80	0.80
	3,009.03	1,655.39



1. NOTES TO FINANCIAL STATEMENTS

DESCRIPTION OF THE COMPANY AND SIGNIFICANT ACCOUNTING POLICIES

1.1 General Information

Continental Coffee Private Limited (the company) is engaged in the business of Trading of Coffee and coffee related products. The Company has business operations mainly in India. The Company is a 100% subsidiary of CCL Products (India) Limited which is a public limited company and domiciled in India and has its registered office at 7-1-24/2/D, greendale, ameerpet, Hyderabad -500016. The principal accounting policies applied in the preparation of the financial statements are set out below. These policies have been consistently applied to all the years presented, unless otherwise stated.

1.2 Basis of preparation and presentation of Financial Statements

The financial statements of **Continental Coffee Private Limited** have been prepared and presented in accordance with the Indian Accounting Standards ("Ind AS") notified under the Companies (Indian Accounting Standards) Rules, 2015 and Companies (Indian Accounting Standards) Amendment Rules, 2016. For all periods up to and including the year ended 31 March 2021, the Company prepared its financial statements in accordance with accounting standards notified under Section 133 of the Companies Act 2013, read with Rule 7 of Companies (Accounts) Rules, 2014.

1.3 Basis of Measurement

These financial statements have been prepared on the historical cost convention and on an accrual basis, except for the following material items in the balance sheet:

- Certain financial assets are measured either at fair value or at amortized cost depending on the classification;
- Employee defined benefit assets/(liability) are recognized as the net total of the fair value of plan assets, plus actuarial losses, less actuarial gains and the present value of the defined benefit obligation and
- Long-term borrowings are measured at amortized cost using the effective interest rate method.

1.4 Use of estimates and judgments.

The preparation of financial statements in conformity with Ind AS requires management to make judgments, estimates and assumptions that affect the application of accounting policies and the reported amounts of assets, liabilities, income and expenses. These estimates and associated assumptions are based on historical experiences and various other factors that are believed to be reasonable under the circumstances. Actual results may differ from these estimates.

Estimates and underlying assumptions are reviewed on an ongoing basis. Revisions to accounting estimates are recognized in the period in which the estimates are revised and in any future periods affected. In particular, the areas involving critical estimates or Judgments are:



a. Depreciation and amortization

Depreciation and amortization is based on management estimates of the future useful lives of certain class of property, plant and equipment and intangible assets.

b. Employee Benefits

The present value of the employee benefits obligations depends on a number of factors that are determined on an actuarial basis using a number of assumptions. The assumptions used in determining the net cost (income) includes the discount rate, wage escalation and employee attrition. The discount rate is based on the prevailing market yields of Indian Government securities as at the balance sheet date for the estimated term of the obligations.

c. Provision and contingencies

Provisions and contingencies are based on the Management's best estimate of the liabilities based on the facts known at the balance sheet date.

d. Fair valuation

Fair value is the market based measurement of observable market transaction or available market information.

1.5 Functional and presentation currency

These financial statements are presented in Indian rupees, which is also the functional currency of the Company. All financial information presented in Indian rupees.

1.6 Current and non-current classification

All the assets and liabilities have been classified as current or non current as per the Company's normal operating cycle and other criteria set out in the Schedule III to the Companies Act, 2013 and Ind AS 1, Presentation of financial statements.

Assets: An asset is classified as current when it satisfies any of the following criteria:

- a. It is expected to be realized in, or is intended for sale or consumption in, the Company's normal operating cycle;
- b. It is held primarily for the purpose of being traded;
- c. It is expected to be realized within twelve months after the reporting date; or
- d. It is cash or cash equivalent unless it is restricted from being exchanged or used to settle a liability for at least twelve months after the reporting date.



Liabilities: A liability is classified as current when it satisfies any of the following criteria:

- a. It is expected to be settled in the Company's normal operating cycle;
- b. It is held primarily for the purpose of being traded;
- c. It is due to be settled within twelve months after the reporting date; or
- d. The Company does not have an unconditional right to defer settlement of the liability for at least twelve months after the reporting date. Terms of a liability that could, at the option of the counter party, result in its settlement by the issue of equity instruments do not affect its classification.

Current assets/ liabilities include the current portion of non-current assets/ liabilities respectively. All other assets/ liabilities are classified as non-current. Deferred tax assets and liabilities are always disclosed as non-current.

1.7 Foreign Currency Transaction

Transactions in foreign currencies are translated to the respective functional currencies of entities within the Company at exchange rates at the dates of the transactions. Monetary assets and liabilities denominated in foreign currencies at the reporting date are translated into the functional currency at the exchange rate at that date. Exchange differences arising on the settlement of monetary items or on translating monetary items at rates different from those at which they were translated on initial recognition during the period or in previous financial statements are recognized in the statement of profit and loss in the period in which they arise.

Non-monetary assets and liabilities denominated in a foreign currency and measured at historical cost are translated at the exchange rate prevalent at the date of transaction, if any.

1.8 Property Plant & Equipment

Recognition and measurement

Property, Plant and Equipment are stated at cost of acquisition or construction less accumulated depreciation and impairment loss, if any. Cost includes expenditures that are directly attributable to the acquisition of the asset i.e., freight, duties and taxes applicable and other expenses related to acquisition and installation. The cost of self-constructed assets includes the cost of materials and other costs directly attributable to bringing the asset to a working condition for its intended use. Borrowing costs that are directly attributable to the construction or production of a qualifying asset are capitalised as part of the cost of that asset.

When parts of an item of property, plant and equipment have different useful lives, they are accounted for as separate items (major components) of property, plant and equipment.

Gains and losses upon disposal of an item of property, plant and equipment are determined by comparing the proceeds from disposal with the carrying amount of property, plant and equipment and



are recognized net within in the statement of profit and loss.

The cost of replacing part of an item of property, plant and equipment is recognized in the carrying amount of the item if it is probable that the future economic benefits embodied within the part will flow to the Company and its cost can be measured reliably. The costs of repairs and maintenance are recognized in the statement of profit and loss as incurred.

Items of property, plant and equipment acquired through exchange of non-monetary assets are measured at fair value, unless the exchange transaction lacks commercial substance or the fair value of either the asset received or asset given up is not reliably measurable, in which case the asset exchanged is recorded at the carrying amount of the asset given up.

Depreciation

Depreciation is recognized in the statement of profit and loss on a Straight Line Method (SLM) basis over the estimated useful lives of property, plant and equipment based on Schedule II to the Companies Act, 2013 ("Schedule"), which prescribes the useful lives for various classes of tangible assets. For assets acquired or disposed off during the year, depreciation is provided on prorata basis.

Depreciation methods, useful lives and residual values are reviewed at each reporting date and adjusted prospectively, if appropriate.

The estimated useful lives are as follows:

Type of Asset	Estimated useful life in years
Vending Machine	10
Cell phones	3
Electrical Installations	10
Vehicles	8
Computers	3
Office Equipment	5
Furniture & Fixtures	10

Advances paid towards the acquisition of property, plant and equipment outstanding at each reporting date is disclosed as capital advances under other current assets.

The cost of property, plant and equipment not ready to use before such date are disclosed under capital work-in-progress. Assets not ready for use are not depreciated.

1.9 Intangible assets

Acquired computer software and Trade Marks is capitalised on the basis of the costs incurred to acquire and bring to use. The Intangible assets that are acquired by the Company and that have finite useful lives are measured at cost less accumulated amortization and accumulated impairment losses



Amortization

Amortization is recognized in the statement of profit and loss on a written down value basis over the estimated useful lives of intangible assets or on any other basis that reflects the pattern in which the asset's future economic benefits are expected to be consumed by the entity. Intangible assets that are not available for use are amortized from the date they are available for use. The estimated useful lives are as follows:

Type of Asset	Estimated useful life
Intangible Assets	
Computer Software	6
Trade Marks	Nil

The amortization period and the amortization method for intangible assets with a finite useful life are reviewed at each reporting date.

1.10 Financial Instruments

a financial instrument is any contract that gives rise to a financial asset of one entity and financial liability or equity instrument of another entity.

a. Financial assets

Initial recognition and measurement

All financial assets are recognised initially at fair value plus, in the case of financial assets not recorded at fair value through profit or loss, transaction costs that are attributable to the acquisition of the financial asset. Purchases or sales of financial assets that require delivery of assets within a time frame established by regulation or convention in the market place (regular way trades) are recognised on the trade date, i.e., the date that the Company commits to purchase or sell the asset.

Subsequent measurement

(i) Debt instrument at FVTPL

Debt instruments included within the FVTPL category are measured at fair value with all changes recognised in the statement of profit and loss. The Company has not designated any debt instrument as at FVTPL.

(ii) Investment in Preference Shares and Unquoted trade Investments

Investment in Preference Shares and Unquoted trade Investments are measured at amortised cost using Effective Rate of Return (EIR).



(iii) Investment in equity instruments

All equity investments in scope of Ind AS 109 are measured at fair value. Equity instruments which are held for trading and contingent consideration recognised by an acquirer in a business combination to which Ind AS103 applies are classified as at FVTPL. For all other equity instruments, the Company may make an irrevocable election to present in other comprehensive income subsequent changes in the fair value. The Company makes such election on an instrument by-instrument basis. The classification is made on initial recognition and is irrevocable.

If the Company decides to classify an equity instrument as at FVTOCI, then all fair value changes on the instrument, excluding dividends, are recognised in the OCI. There is no recycling of the amounts from OCI to the statement of profit and loss, even on sale of investment. However, the Company may transfer the cumulative gain or loss within equity.

Equity instruments i.e., investments in equity shares within the FVTPL category are measured at fair value with all changes recognised in the statement of profit and loss.

(iv) Investments in subsidiaries

Investments in subsidiaries are carried at cost less accumulated impairment losses, if any. Where an indication of impairment exists, the carrying amount of the investment is assessed and written down immediately to its recoverable amount. On disposal of investments in subsidiaries and joint venture, the difference between net disposal proceeds and the carrying amounts are recognized in the statement of profit and loss.

Derecognition

A financial asset (or, where applicable, a part of a financial asset or part of a group of similar financial assets) is primarily derecognised (i.e., removed from the Company's balance sheet) when:

- (i) The rights to receive cash flows from the asset have expired, or
- (ii) The Company has transferred its rights to receive cash flows from the asset or has assumed an obligation to pay the received cash flows in full without material delay to a third party under a 'pass-through' arrangement; and either (a) the Company has transferred substantially all the risks and rewards of the asset, or (b) the Company has neither transferred nor retained substantially all the risks and rewards of the asset, but has transferred control of the asset.

When the Company has transferred its rights to receive cash flows from an asset or has entered into a pass-through arrangement, it evaluates if and to what extent it has retained the risks and rewards of ownership. When it has neither transferred nor retained substantially all of the risks and rewards of the asset, nor transferred control of the asset, the Company continues to recognise the transferred asset to the extent of the Company's continuing involvement. In that case, the Company also recognises an associated liability. The transferred asset and the associated liability are measured on a basis that reflects the rights and obligations that the Company has retained.



b. Financial liabilities

Initial recognition and measurement

Financial liabilities are classified, at initial recognition, as financial liabilities at fair value through profit or loss, loans and borrowings, payables, or as derivatives designated as hedging instruments in an effective hedge, as appropriate. All financial liabilities are recognised initially at fair value and, in the case of loans and borrowings and payables, net of directly attributable transaction costs.

The Company's financial liabilities include trade and other payables, loans and borrowings including bank overdrafts, financial guarantee contracts.

Subsequent measurement

The measurement of financial liabilities depends on their classification, as described below:

(i) Loans and borrowings

After initial recognition, interest-bearing loans and borrowings are subsequently measured at amortised cost using the EIR method. Gains and losses are recognised in the statement of profit and loss when the liabilities are derecognised as well as through the EIR amortisation process.

Amortised cost is calculated by taking into account any discount or premium on acquisition and fees or costs that are an integral part of the EIR. The EIR amortisation is included as finance costs in the statement of profit and loss.


1.11 Inventories

Inventories consist of finished goods and are measured at the lower of cost and net realisable value. The cost of all categories of inventories is based on the weighted average method. Cost includes expenditures incurred in acquiring the inventories and other costs incurred in bringing them to their existing location and condition..

1.12 Impairment of non-financial assets

The carrying amounts of the Company's non-financial assets, other than inventories and deferred tax assets are reviewed at each reporting date to determine whether there is any indication of impairment. If any such indication exists, then the asset's recoverable amount is estimated. For goodwill and intangible assets that have indefinite lives or that are not yet available for use, an impairment test is performed each year at 31st March..

The recoverable amount of an asset or cash-generating unit (as defined below) is the greater of its value in use and its fair value less costs to sell. In assessing value in use, the estimated future cash flows are discounted to their present value using a pre-tax discount rate that reflects current market assessments of the time value of money and the risks specific to the asset or the cash-generating unit. For the purpose of impairment testing, assets are grouped together into the smallest group of assets that generates cash inflows from continuing use that are largely independent of the cash inflows of other



assets or groups of assets (the “cash-generating unit”).

An impairment loss is recognized in the statement of profit and loss if the estimated recoverable amount of an asset or its cash-generating unit is lower than its carrying amount. Impairment losses recognized in respect of cash-generating units are allocated first to reduce the carrying amount of any goodwill allocated to the units and then to reduce the carrying amount of the other assets in the unit on a pro-rata basis.

An impairment loss in respect of goodwill is not reversed. In respect of other assets, impairment losses recognized in prior periods are assessed at each reporting date for any indications that the loss has decreased or no longer exists. An impairment loss is reversed if there has been a change in the estimates used to determine the recoverable amount. An impairment loss is reversed only to the extent that the asset’s carrying amount does not exceed the carrying amount that would have been determined, net of depreciation or amortization, if no impairment loss had been recognized.

1.13 Cash & Cash Equivalents

Cash and bank balances comprise of cash balance in hand, in current accounts with banks, demand deposit, short-term deposits, Margin Money deposits and unclaimed dividend accounts. For this purpose, “short-term” means investments having maturity of three months or less from the date of investment.*Bank overdrafts that are repayable on demand and form an integral part of our cash management are included as a component of cash and cash equivalents for the purpose of the statement of cash flows.The Margin money deposits and unclaimed dividend balances shall be disclosed as restricted cash balances.

1.14 Employee Benefits

a. Short term employee benefits

Short-term employee benefits are expensed as the related service is provided. A liability is recognised for the amount expected to be paid if the Company has a present legal or constructive obligation to pay this amount as a result of past service provided by the employee and the obligation can be estimated reliably.

b. Defined Contribution Plan

The Company’s contributions to defined contribution plans are charged to the statement of profit and loss as and when the services are received from the employees.



c. Defined Benefit Plans

The liability in respect of defined benefit plans and other post-employment benefits is calculated using the projected unit credit method consistent with the advice of qualified actuaries. The present value of the defined benefit obligation is determined by discounting the estimated future cash outflows using interest rates based on prevailing market yields of Indian Government Bonds and that have terms to maturity approximating to the terms of the related defined benefit obligation. The current service cost of the defined benefit plan, recognised in the statement of profit and loss in employee benefit expense, reflects the increase in the defined benefit obligation resulting from employee service in the current year, benefit changes, curtailments and settlements. Past service costs are recognised immediately in income. The net interest cost is calculated by applying the discount rate to the net balance of the defined benefit obligation and the fair value of plan assets. This cost is included in employee benefit expense in the statement of profit and loss. Actuarial gains and losses arising from experience adjustments and changes in actuarial assumptions are charged or credited to equity in other comprehensive income in the period in which they arise.

d. Termination benefits

Termination benefits are recognized as an expense when the Company is demonstrably committed, without realistic possibility of withdrawal, to a formal detailed plan to either terminate employment before the normal retirement date, or to provide termination benefits as a result of an offer made to encourage voluntary redundancy. Termination benefits for voluntary redundancies are recognized as an expense if the Company has made an offer encouraging voluntary redundancy, it is probable that the offer will be accepted, and the number of acceptances can be estimated reliably.

e. Other long-term employee benefits

The Company's net obligation in respect of other long term employee benefits is the amount of future benefit that employees have earned in return for their service in the current and previous periods. That benefit is discounted to determine its present value. Re-measurements are recognized in the statement of profit and loss in the period in which they arise.

1.15 Provisions, contingent liabilities and contingent assets

a. Provisions

A provision is recognised if, as a result of a past event, the Company has a present legal or constructive obligation that can be estimated reliably, and it is probable that an outflow of economic benefits will be required to settle the obligation. If the effect of the time value of money is material, provisions are determined by discounting the expected future cash flows at a pre-tax rate that reflects current market assessments of the time value of money and the risks specific to the liability. Where discounting is used, the increase in the provision due to the passage of time is recognized as a finance cost.



b. Contingent liabilities

A disclosure for a contingent liability is made when there is a possible obligation or a present obligation that may, but probably will not, require an outflow of resources. Where there is a possible obligation or a present obligation in respect of which the likelihood of outflow of resources is remote, no provision or disclosure is made.

c. Contingent assets

Contingent assets are not recognised in the financial statements. However, contingent assets are assessed continually and if it is virtually certain that an inflow of economic benefits will arise, the asset and related income are recognised in the period in which the change occurs.

1.16 Revenue Recognition

a. Sale of goods and trade license

Revenue from sale of goods is recognized when significant risks and rewards in respect of ownership of the product is transferred to the customer. Revenue from the sale of Products excludes Goods and Service Tax and is measured at the fair value of the consideration received or receivable, net of returns, applicable trade discounts and primary schemes.

b. Other Income

(i) Miscellaneous Income

Miscellaneous Income includes Rounding off and other non operating income these are recognized as and when accrued.

1.17 Borrowing Costs

Borrowing costs consist of interest, ancillary and other costs that the Company incurs in connection with the borrowing of funds and interest relating to other financial liabilities. Borrowing costs also include exchange differences to the extent regarded as an adjustment to the borrowing costs. Borrowing costs directly attributable to the acquisition, construction or production of an asset that necessarily takes a substantial period of time to get ready for its intended use or sale are capitalised as part of the cost of the asset. All other borrowing costs are expensed in the period in which they occur.

1.18 Tax Expenses

Tax expense consists of current and deferred tax.



a. Income Tax

Income tax expense is recognized in the statement of profit and loss except to the extent that it relates to items recognized directly in equity, in which case it is recognized in equity. Current tax is the expected tax payable on the taxable income for the year, using tax rates enacted or substantively enacted at the reporting date, and any adjustment to tax payable in respect of previous years.

b. Deferred Tax

Deferred tax is recognised using the balance sheet method, providing for temporary differences between the carrying amounts of assets and liabilities for financial reporting purposes and the amounts used for taxation purposes. Deferred tax is measured at the tax rates that are expected to be applied to the temporary differences when they reverse, based on the laws that have been enacted or substantively enacted by the reporting date. Deferred tax assets and liabilities are offset if there is a legally enforceable right to offset current tax liabilities and assets, and they relate to income taxes levied by the same tax authority on the same taxable entity, or on different tax entities, but they intend to settle current tax liabilities and assets on a net basis or their tax assets and liabilities will be realised simultaneously.

A deferred tax asset is recognized to the extent that it is probable that future taxable profits will be available against which the temporary difference can be utilized. Deferred tax assets are reviewed at each reporting date and are reduced to the extent that it is no longer probable that the related tax benefit will be realized.

Dividend distribution tax arising out of payment of dividends to shareholders under the Indian Income tax regulations is not considered as tax expense for the Company and all such taxes are recognized in the statement of changes in equity as part of the associated dividend payment.

1.19 Earnings Per Share

The Company presents basic and diluted earnings per share ("EPS") data for its ordinary shares. Basic earnings per share is computed by dividing the net profit after tax by the weighted average number of equity shares outstanding during the period. Diluted earnings per share is computed by dividing the profit after tax by the weighted average number of equity shares considered for deriving basic earnings per share and also the weighted average number of equity shares that could have been issued upon conversion of all dilutive potential equity shares.

1.20 Trade receivables

Trade receivables are initially recognized at fair value and subsequently measured at amortised cost using effective interest method, less provision for impairment.



1.21 Trade and other payables

These amounts represent liabilities for goods and services provided to the Company prior to the end of the financial year which are unpaid. The amounts are unsecured and are presented as current liabilities unless payment is not due within twelve months after the reporting period. They are recognized initially at fair value and subsequently measured at amortized cost using the effective interest method.

1.22 Determination of fair values

The Company's accounting policies and disclosures require the determination of fair value, for certain financial and non-financial assets and liabilities. Fair values have been determined for measurement and/or disclosure purposes based on the following methods. When applicable, further information about the assumptions made in determining fair values is disclosed in the notes specific to that asset or liability. A fair value measurement of a non-financial asset takes into account a market participant's ability to generate economic benefits by using the asset in its highest and best use or by selling it to another market participant that would use the asset in its highest and best use.

a. Property, plant and equipment

Property, plant and equipment, if acquired in a business combination or through an exchange of non-monetary assets, is measured at fair value on the acquisition date. For this purpose, fair value is based on appraised market values and replacement cost.

b. Intangible assets

The fair value of brands, technology related intangibles, and patents and trademarks acquired in a business combination is based on the discounted estimated royalty payments that have been avoided as a result of these brands, technology related intangibles, patents or trademarks being owned (the "relief of royalty method"). The fair value of customer related, product related and other intangibles acquired in a business combination has been determined using the multi-period excess earnings method after deduction of a fair return on other assets that are part of creating the related cash flows.


c. Inventories

The fair value of inventories acquired in a business combination is determined based on its estimated selling price in the ordinary course of business less the estimated costs of completion and sale, and a reasonable profit margin based on the effort required to complete and sell the inventories.

d. Investments in equity and debt securities and units of mutual funds

The fair value of marketable equity and debt securities is determined by reference to their quoted market price at the reporting date. For debt securities where quoted market prices are not available, fair value is determined using pricing techniques such as discounted cash flow analysis.

In respect of investments in mutual funds, the fair values represent net asset value as stated by the issuers of these mutual fund units in the published statements. Net asset values represent the price at which the issuer will issue further units in the mutual fund and the price at which issuers will redeem



such units from the investors.

Accordingly, such net asset values are analogous to fair market value with respect to these investments, as transactions of these mutual funds are carried out at such prices between investors and the issuers of these units of mutual funds.


e. Derivatives

The fair value of foreign exchange forward contracts is estimated by discounting the difference between the contractual forward price and the current forward price for the residual maturity of the contract using a risk-free interest rate (based on government bonds). The fair value of foreign currency option and swap contracts and interest rate swap contracts is determined based on the appropriate valuation techniques, considering the terms of the contract.

f. Non-derivative financial liabilities

Fair value, which is determined for disclosure purposes, is calculated based on the present value of future principal and interest cash flows, discounted at the market rate of interest at the reporting date. For finance leases the market rate of interest is determined by reference to similar lease agreements. In respect of the Company's borrowings that have floating rates of interest, their fair value approximates carrying value.

For NSVR & Associates LLP. ,
Chartered Accountants
Firm Reg. No.008801S/S200060



R. Srinivasu
Partner
Membership No.224033
UDIN: 21224033AAANO9786

For Continental Coffee Private Limited



C. Srinivas

Challa Srishant
Director
DIN:00016035

C. Rajendra Prasad

Challa Rajendra Prasad
Director
DIN:00702292

Place: Hyderabad
Date: 21.05.2021

M/s. Continental Coffee Private Limited

2.27 Deferred tax

Indian GAAP requires deferred tax accounting using the statement of profit and loss approach, which focuses on differences between taxable profits and accounting profits for the period. Ind AS 12 requires entities to account for deferred taxes using the balance sheet approach, which focuses on temporary differences between the carrying amount of an asset or liability in the balance sheet and its tax base. The application of Ind AS 12 approach has resulted in recognition of deferred tax on new temporary differences which was not required under Indian GAAP. Deferred tax adjustments are recognized in correlation to the underlying transaction either in retained earnings or a separate component of equity.

Sale of goods

The company operations are relating to trading of Coffee and coffee related products.

2.28 Auditors Remuneration

Amount in Lakhs

Particulars	For the year ended 31 March 2021	For the year ended 31 March 2020
a) Audit Fee	1.2	1.2
b) Other charges		
Taxation Audit	0.8	0.8
Other matters (GST audit)	1.5	1.5
c) Reimbursement of out of pocket expenses	-	-
Total	3.5	3.5

2.29 Earnings per Share

Amount in lakhs

Particulars	For the year ended 31 March 2021	For the year ended 31 March 2020
Earnings		
Profit attributable to equity holders	-619.97	-349.23
Shares		
Number of shares at the beginning of the year	70	70
Add: Equity shares issued		-
Less: Buy back of equity shares		-
Total number of equity shares outstanding at the end of the year	70	70
Weighted average number of equity shares outstanding during the year – Basic	70	70
Add: Weighted average number of equity shares arising out of outstanding stock options (net of the stock options forfeited) that have dilutive effect on the EPS		-
Weighted average number of equity shares outstanding during the year – Diluted	70	70
Earnings per share of par value Rs.10/- – Basic (Rs)	-8.86	-4.99
Earnings per share of par value Rs.10/- – Diluted (Rs)	-8.86	-4.99



2.30 Related Parties

List of Holding Companies

CCL Products (India) Limited., India

In accordance with the provisions of Ind AS 24 "Related Party Disclosures" and the Companies Act, 2013, Company's Directors, members of the Company's Management Council and Company Secretary are considered as Key Management Personnel. List of Key Management Personnel of the Company is as below:

- Mr. Challa Srishant, Managing Director
- Mr. Challa Rajendra Prasad, Director
- Mr. Mohan Krishna, Director.
- Mr. Kondamudu Kasyap Sarma, Director

The following is a summary of significant related party transactions:

Amount in Lakhs

Particulars	For the year ended 31st March 2021	For the year ended 31st March 2020
a) Key managerial personnel		
Remuneration & Commission		
Mr. Challa Rajendra Prasad	Nil	Nil
Mr. Challa Srishant	Nil	Nil
Mr. Kondamudu Kasyap Sarma	Nil	Nil
Rent		
Mr. Challa Srishant	1.48	1.41
Total	1.48**	1.41**

** Including GST

Transactions with Holding Companies:

Amount in lakhs

Particulars	For the year ended 31st March 2021	For the year ended 31st March 2020
CCL Products (India) Limited.,		
Purchases	9,048.31	5,360.87
Sales	-	-
Loan	2,200.00	2,200.00
Interest on Loan	143.00	7.92
Trade Payables	1,663.58	2,438.66

(Above amounts are exclusive of taxes.)

2.31 Earnings/expenditure in foreign currency:

Expenditure in Foreign currency:

Amount in Lakhs

Particulars	For the year ended 31st March 2021	For the year ended 31st March 2020
Purchase of Material	Nil	Nil
Professional Fees	Nil	Nil
Other expenses	Nil	Nil
Total	Nil	Nil



Earnings in Foreign currency:

Particulars	For the year ended 31st March 2021	For the year ended 31st March 2020
FOB Value of Exports	Nil	Nil
Dividend	Nil	Nil
Total	Nil	Nil

2.32 Segment Reporting:

The Company concluded that there is only one operating segment i.e., Coffee products. Hence, the same becomes the reportable segment for the Company. Accordingly, the Company has only one operating and reportable segment, the disclosure requirements specified in paragraphs 22 to 30 are not applicable. Accordingly, the Company shall present entity-wide disclosures enumerated in paragraphs 32, 33 and 34 of Ind AS 108.

2.33 Determination of Fair Values:

The Company's accounting policies and disclosures require the determination of fair value, for certain financial and non-financial assets and liabilities. Fair values have been determined for measurement and/or disclosure purposes based on the following methods. When applicable, further information about the assumptions made in determining fair values is disclosed in the notes specific to that asset or liability

(I) Property, plant & Equipment:

The Company has not elected to measure any item of property, plant and equipment at its fair value at the Transition Date; property, plant and equipment have been measured at cost in accordance with Ind AS16.

(ii) Investments in equity securities

The fair value of marketable equity is determined by reference to their quoted market price at the reporting date.

2.34 Employee benefits:

Gratuity benefits

In accordance with applicable laws, the Company has a defined benefit plan which provides for gratuity payments (the "Gratuity Plan") and covers certain categories of employees in India. The Gratuity Plan provides a lump sum gratuity payment to eligible employees at retirement or termination of their employment. The amount of the payment is based on the respective employee's last drawn salary and the years of employment with the Company. Liabilities in respect of the Gratuity Plan are determined by an actuarial valuation.



Particulars	Amount in Lakhs	
	As of 31 st March 2021	As of 31 st March 2020
Present value of funded obligations	43.16	25.13
Fair value of plan assets	89.92	Nil
Net defined benefit liability/(asset)	(46.76)	25.13

Details of changes in the fair value of plan assets are as follows:

Particulars	As of 31 st March 2021	As of 31 st March 2020
Fair value of plan assets at the beginning of the year	Nil	Nil
Interest Income		
Employer contributions	89.92	Nil
Actuarial loss/(gain) on plan assets	Nil	Nil
Re-measurements due to:		
Return on plan assets excluding interest on plan assets	Nil	Nil
Benefits paid	Nil	Nil
Plan assets at the end of the year	89.92	Nil

Summary of Actuarial Assumptions:

The actuarial assumptions used in accounting for the Gratuity Plan are as follows:

The assumptions used to determine benefit obligations:

Particulars	For the Year ended 31 st March 2021	For the Year ended 31 st March 2020
Discount rate	6.91%	6.81%
Rate of compensation increase	4.00%	4.00%

2.35 Provident fund benefits

The employees of the Company receive benefits from a provident fund, a defined contribution plan. Both the employee and employer each make monthly contributions to a government administered fund equal to 12% of the covered employee's qualifying salary. The Company has no further obligations under the plan beyond its monthly contributions.



2.36 Income Taxes:

a. Income tax expense/ (benefit) recognized in the statement of profit and loss:

Income tax expense/ (benefit) recognized in the statement of profit and loss consists of the following:

Amount in Lakhs

Particulars	For the year 31st March 2021	For the year 31st March 2020
Current Taxes Expense		
Deferred Taxes Expense	9.81	Nil
Deferred Taxes Expense/(benefit)		
Deferred Taxes Benefit		0.73
Total Income Tax Expense/(Benefit) Recognized in the Statement of Profit and Loss	9.81	(0.73)

b. Reconciliation of Effective Tax Rate:

Amount in Lakhs

Particulars	For the year 31st March 2021	For the year 31st March 2020
Profit Before Income Taxes	-610.17	-349.96
Enacted Tax Rate in India	25.17%	25.17%
Computed Expected Tax Benefit/(Expense)	Nil	Nil
Effect of:		
Differences between Indian and foreign tax rates	-	-
Impairment of product related intangibles and goodwill	-	-
(Unrecognized deferred tax assets) / recognition of previously unrecognized deferred tax assets, net	-	-
Expenses not deductible for tax purposes	-	-
Share-based payment expense	-	-
Income exempt from income taxes	-	-
Foreign exchange differences	-	-
Incremental deduction allowed for research and development costs	-	-
Deferred tax expense on undistributed earnings of subsidiary outside India	-	-
Current taxes on undistributed earnings of subsidiary outside India	-	-
Effect of change in tax laws and rate	-	-
Investment allowance deduction	-	-
Earlier Years' tax Provision -(reversal)/provided)	-	-
Others	-	-
Income Tax Benefit/(Expense)	-	-
Effective Tax Rate	-	-

R



c. Deferred Tax Assets & Liabilities:

The tax effects of significant temporary differences that resulted in deferred tax assets and liabilities and a description of the items that created these differences is given below:

Particulars	Amount in Lakhs	
	For the year 31st March 2021	For the year 31st March 2020
Opening Balance (Deferred Tax Asset) 1 st April	2.06	1.33
Add: Expenses disallowed as per the Income Tax Act, 1961		
Less: Previous year expenses now allowed		
Add: Depreciation & Amortization	(9.81)	0.73
Net Deferred Tax Liabilities at 31.03.	(7.75)	2.06

2.37 Financial Instruments:

Particulars	Amount in Lakhs			
	Carrying Value		Fair value	
	Mar'21	Mar'20	Mar'21	Mar'20
Trade Receivables	3,503.40	2,679.45	3,503.40	2,679.45
loans	4.87	10.26	4.87	10.26
Cash and cash equivalents	207.04	110.17	207.04	110.17
Total	3,715.31	2,799.89	3,715.31	2,799.89
Borrowings	5,200.00	2,512.61	5,200.00	2,512.61
Trade payables	1,937.05	2,576.95	1,937.05	2,576.95
Other financial liabilities	34.72	52.39	34.72	52.39
Total	7,171.78	5,141.96	7,171.78	5,141.96

For NSVR & Associates LLP. ,
Chartered Accountants
Firm Reg. No. 008801S/S200060

R. Srinivasu
Partner
Membership No. 224033
UDIN: 21224033AAAANO9786

For Continental Coffee Private Limited

Challa Srishant
Director
DIN: 00016035

Challa Rajendra Prasad
Director
DIN: 00702292



Place: Hyderabad
Date: 21.05.2021